

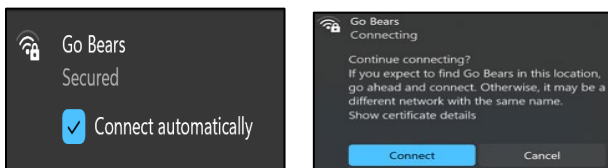
# Accessing Go Bears WiFi on Campus

All Athens State University students, faculty, staff, and adjunct faculty can connect to the university-provided wireless network, Go Bears, when on campus. Users will be prompted to authenticate the Go Bears network with an Athens State University username and password.

## Computers

### Windows OS

1. Navigate to your device's Network & Internet/Wi-Fi settings. This will show the available Wi-Fi networks.
2. On the list of available networks, select Go Bears, choose to connect automatically, and click Connect.

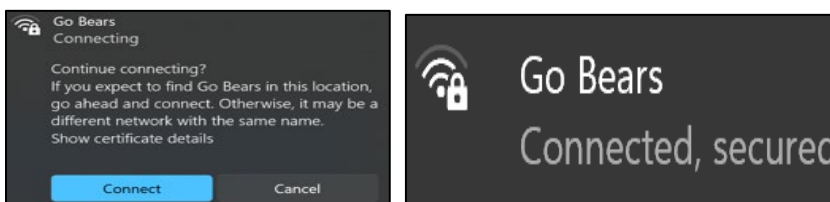


3. Enter your Athens State University username and password.  
*Username:* Enter the first part of your Athens State University email address, everything before @my.athens.edu or @athens.edu  
*Example:* If your email address is John.Doe@athens.edu, the username is John.Doe.

*Password:* Enter your MyAthens (Canvas) password.



4. Click Connect again to establish connection.



## MacOS

1. Navigate to your device's Network/Wi-Fi settings.
2. On the list of available networks, select Go Bears, and click Connect.

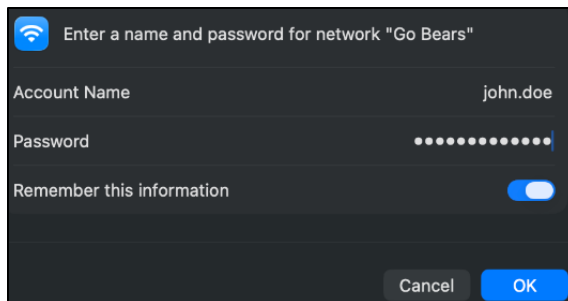


3. Enter your Athens State University username and password. Toggle remember this information.

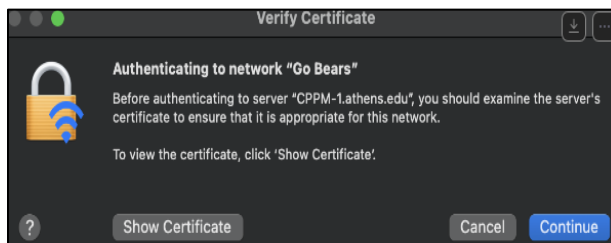
*Account Name:* Enter the first part of your Athens State University email address, everything before @my.athens.edu or @athens.edu

*Example:* If your email address is John.Doe@athens.edu, the username is John.Doe.

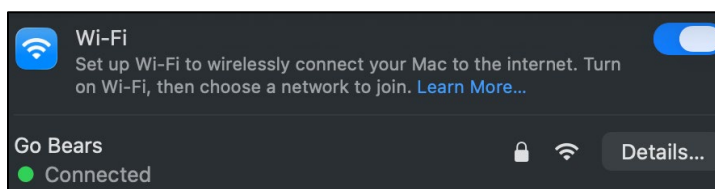
*Password:* Enter your MyAthens (Canvas) password.



4. Choose to verify certificate by clicking Continue.



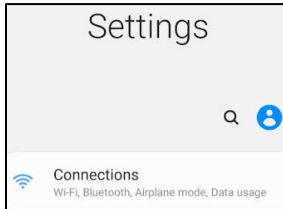
5. Your MacOS device is now connected.




# Mobile Devices

## Android

1. Navigate to your device's Settings and click Connections.



2. In the Connections menu, select Wi-Fi, and choose Go Bears.

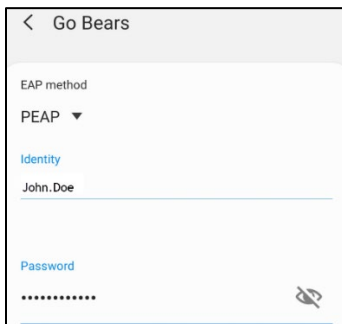


3. Enter your Athens State University username and password.

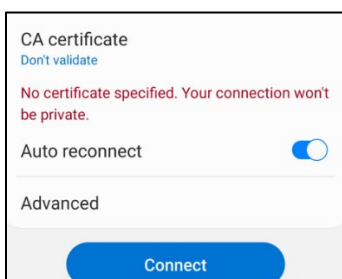
*Identity:* Enter the first part of your Athens State University email address, everything before @my.athens.edu or @athens.edu

*Example:* If your email address is John.Doe@athens.edu, the username is John.Doe.

*Password:* Enter your MyAthens (Canvas) password.



4. Under CA certificate, choose "Don't validate". Toggle on auto reconnect and click Connect to establish connection.



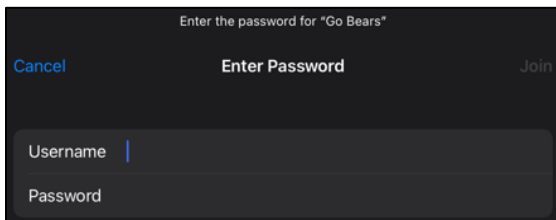
## iOS

1. Open your device's Settings, and open Wi-Fi.
2. Choose Go Bears from the list of available networks.

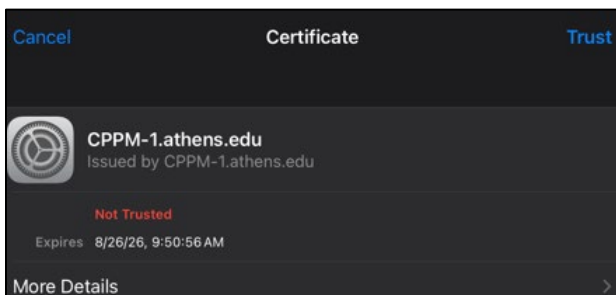


3. Enter your Athens State University username and password and click Join.  
*Username:* Enter the first part of your Athens State University email address, everything before @my.athens.edu or @athens.edu  
*Example:* If your email address is John.Doe@athens.edu, the username is John.Doe.

*Password:* Enter your MyAthens (Canvas) password.



4. You may see a message indicating the certificate cannot be trusted. Disregard this message and choose Trust.



5. Your connection is established.

